

***Exclusive product settling shaker designed for efficient compaction.***

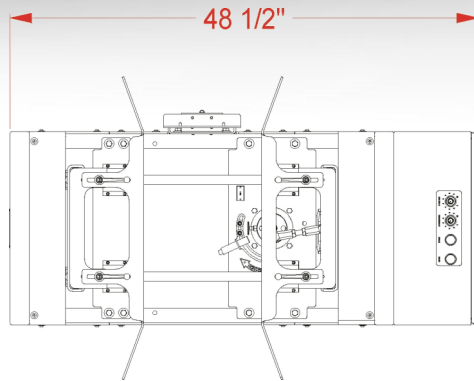
System Technology, Inc.'s case shaker is an automatic system designed to settle and produce a uniform distribution of bulk fill product and allow for efficient compaction of a case in minimum time. Engineered, designed, and perfected by the System Technology, Inc.'s highly qualified professionals, the case shaker offers reliability, expert craftsmanship, and a unique design.

The case shaker is fully adjustable to settle and compact a wide range of cases and can be fully integrated into any system. Because of its stand alone design the case shaker can be added to a pre-existing system or, as an optional feature, can be combined with a System Technology, Inc. conveyor. The conveyor feeds the case into the shaker that is powered by an 1.2 horsepower Eurodrive motor, providing a consistent oscillating motion that is fully customizable from the control panel. Selected cases can also be passed through unshaken via the control panel. A photo-eye registers a case in the system

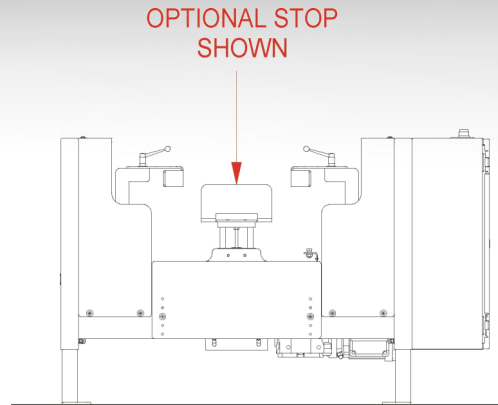
and prompts a pop-up case stop to halt the case in the adjustable arms. An adjustable timer shakes the case for the desired amount and the case is released to continue down the conveyor, the product completely settled in the most efficient way possible.

Mild steel or 304 Stainless steel offers a sanitary heavy duty design for a rugged and sturdy build and is ideal for food applications as well as bread and bakery products, frozen food, pharmaceuticals, powder and granule items, fasteners, and weigh & filling systems.

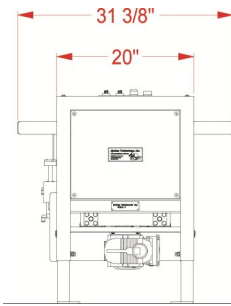




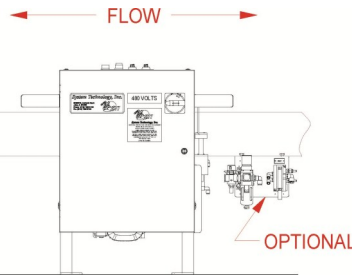
Top View



Front View



Side Views



Control Panel

**UTILITY REQUIREMENTS**

**Electrical:**  
110V, 1-phase  
60 Hz Std., 1.8 kVA

**Pneumatic:**  
5 SCFM @ 80 PSI  
clean, dry air

**Shipping Weight:**  
550 lbs.

**ERECTED CASE SIZE RANGES**

MODEL	LENGTH	WIDTH	HEIGHT	RATE
<b>CSH-18</b>	9" - 30"	10 1/32" - 18 7/32"	24"	Varies
<b>CSH-24</b>	9" - 30"	16" - 24 1/4"	24"	Varies

Maximum case weight is 75 lbs.

**Standard Features:**

- Adjustable Shake Speed
- Heavy Duty Tubular & Formed Steel Construction
- Sanitary Design Ideal for Food Application
- Rugged and Sturdy Build
- Stand Alone Unit
- Unattended Operation
- Mild Steel Grey Powder Coat Finish
- Controls
- Standard Height Range Adjustable ±6"
- Adjustable Case Centering Device

**Optional Features:**

- Customization Available
- Complete System Integration
- 304 Stainless Steel Construction
- Additional Powder Coat Finishes Available
- Customized Height
- Multi-case count settling
- Conveyor Optional

Product Specifications